

Technical Bulletin

Model
6 Cyl.

Group
4

Subject
Installing Distance
Spacers on Rear Axle

Part Identifier
4440

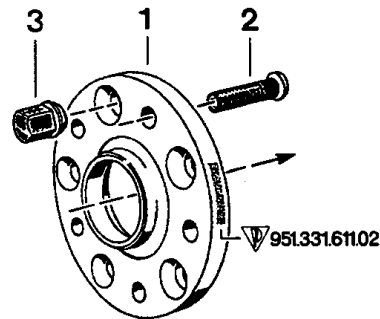
Number
9602

ATTENTION: Service Manager / Service Technician

This bulletin replaces Technical Bulletin, group 4, number 9602, dated 1-30-96.

Models Affected: *911 America Roadster, 911 Carrera 4 Coupe Turbo-Look, 911 Turbo Model Years 1991 and 1992, 911 Turbo 3.6, Model Year 1994, 911 Carrera, 911 Carrera 4, 4S as of Model Year 1995 and 911 Turbo as of Model Year 1996*


General Information: 17 mm distance spacers with double bolting can be installed on the *rear axle* of the above mentioned vehicles. Be certain to use distance spacers only in combination with the wheels listed below (see Wheel Information).



Parts Information:	Key	Description	Part Number	Qty
	1	Distance Spacer	951 331 611 02	2
	2	Stud for spacer	904 341 671 00	10
	3	Lug nut	999 182 003 36	10

Wheel Information:

Wheel Design	Size	Offset	Part Number	
Cup Design '93	8J x 17 H2	52 mm	993 362 126 00 61M	
		70 mm	993 362 126 01	
		30 mm	993 362 126 02	911 C4S, Turbo



Technical Bulletin

Model
6 Cyl.


Group
4

Subject
Installing Distance
Spacers on Rear Axle

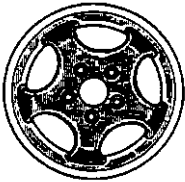
Part Identifier
4440

Number
9602

Wheel Information Cont'd

Wheel Design	Size	Offset	Part Number
Cup Design '93	911 Carrera, 911 Carrera 4 (993)		
	8J x 16 H2	70 mm	993 362 116 01
	9J x 16 H2	70 mm	993 362 118 01

Cup Design

	8J x 17 AH	52 mm	965 362 126 00/01
--	------------	-------	-------------------

Repair Information:

Torque the distance spacer to the wheel hub and the wheel to the spacer with 130 Nm (93.6 ftlbs).

If the spare tire has to be installed, the distance spacer on that wheel must be removed.

Installation of snow chains on a vehicle that has distance spacers is not permitted (**Possible body damage!**)

Important Notice: Porsche Cars N.A Technical Bulletins are intended for use by professional technicians, not a "Do-it-yourselfer." They are written to inform these technicians of conditions that may occur on some vehicles, or to provide information that could assist in the proper service of a vehicle. Special tools may be required to perform certain operations identified in these bulletins. Use of tools and procedures other than those recommended in these bulletins may be detrimental to the safe operation of your vehicle. Properly trained technicians have the equipment, tools, safety instructions and know-how to do a job properly and safely. If a condition is described, do not assume that the bulletin applies to your vehicle, or that your vehicle will have that condition. See your Porsche Dealer for information on whether your vehicle may benefit from the information. Part numbers listed in these bulletins are for reference only. Always check with your authorized Porsche dealer to verify correct part numbers. ©1996 Porsche Cars North America, Inc.

Dealership	Service Manager _____	Shop Foreman _____	Service Technician _____	_____	_____	_____
Distribution	Asst. Manager _____	Warranty Admin. _____	Service Technician _____	_____	_____	_____
Routing						

The trademarks Porsche®, Targa®, Carrera®, Tiptronic®, Varioram® and the Porsche Crest are registered trademarks of Dr. Ing. h.c.F. Porsche AG and its affiliate, Porsche Cars North America, Inc.

©1996 Porsche Cars
North America, Inc.
All rights reserved. Cannot be
reproduced without written permission.
Service & Parts Publications.



SERVICE

Page 2 of 2
March 28, 1996